

# Features of Instructions

Title

List of equipment

Bullet points

Numbered list of steps in order

‘Bossy’ imperative verbs

Command sentences

Diagrams or pictures

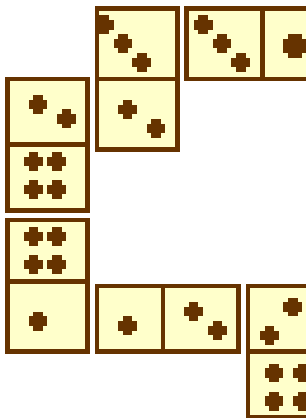
# How to Play Dominoes

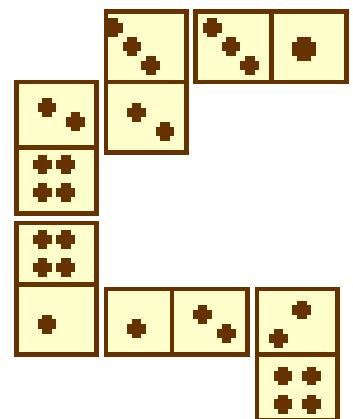
A game for two players.

## You will need:

- A set of dominoes
- A flat surface to play on

## Starting:

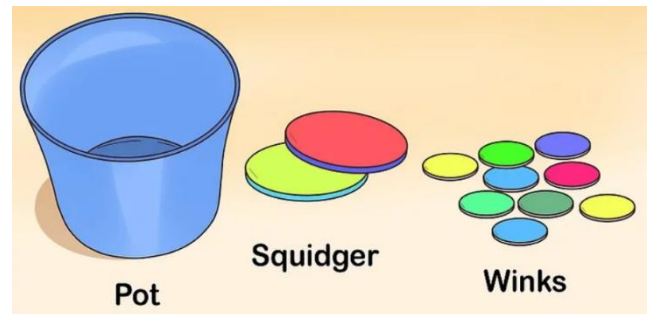
1. Put the dominoes face down on the table.
  2. Mix up the dominoes.
  3. Take 6 dominoes each. Leave the remaining dominoes on the table.
  4. The first player places one of their dominoes on the table.
  5. The second player tries to put a domino on the table that matches one side of what's already there.
  6. Pick a domino from the pile of you can't go.
  7. Take turns until someone wins by getting rid of all of their dominoes.
- 
- An illustration of several dominoes arranged in a partial grid pattern. The dominoes are yellow with brown borders and black pips. The arrangement includes a vertical column of four dominoes on the left, a horizontal row of three dominoes in the middle, and a few more dominoes extending to the right and bottom right, creating an irregular shape.



# How to play tiddlywinks

## Equipment:

- a pot or plastic cup
- 2 large counters (squidgers)
- 12 small counters in two colours (winks)



## How to play:

1. Place the pot in the middle and
2. Sit one player on each side of the pot.
3. Take turns to squidge the winks to try and get them into the pot.
4. The first player to get all their winks in the pot is the winner.

