


Mindful Monday

Listen to Mrs Westwood read 'Fly Flies' by Ziggy Hanaor:

<https://www.loom.com/share/3cf8aa4cc360491a9cc8ff560926be62>


This is your one piece of screen time today.



Hedgehog Class

9am: Make your own '**wibbles, wobbles and wavys**' like the fly in the story. Have a go at making and tracing different patterns and lines. You can use pencil, felt-tips, crayons or paint, or chalk outside.

Here is an example of mine:



10am: Play fly swat! Write your phase 2 sounds or phase 3 digraphs on pieces of paper and spread them around on the floor. Find an object to be your fly swat e.g. used tinfoil tube. Start a 1-minute timer. Listen to an adult say one of your words and swat the correct one as quickly as you can. How many can you swat in 1 minute? Try again. Can you beat your score?

11am: Build a bird hide (den) in your house or garden. Be creative! You could use sheets, towels, cushions, duvet. Write signs for your hide, for example, "My birdwatch hide" "do not enter" "Please be quiet".

12pm lunch

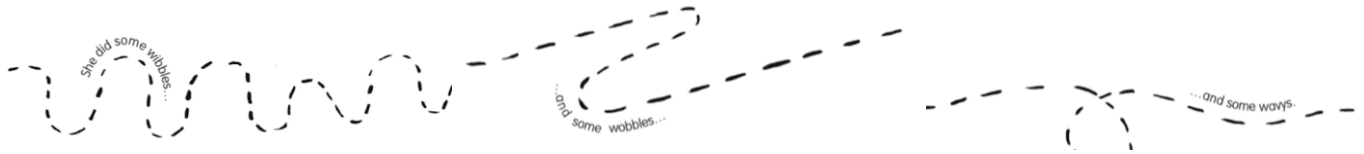
1pm: Make some binoculars ready for your afternoon Birdwatch. Tape two used toilet rolls together, attach string and decorate



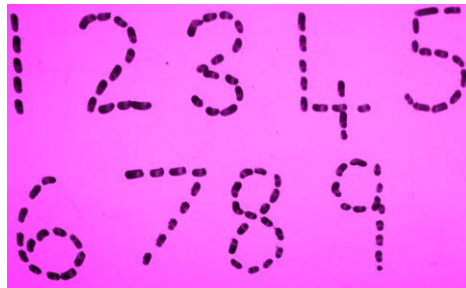
2pm: Join in the Swaffham Prior School Birdwatch (see above). Use pictures or marks to record which birds you see and how many.

Swift Class

9am: **Make your own 'wobbles, wobbles and wavys'** like in the 'Fly Flies' story. Try a range of different media such as pens, paint, chalk or crayons.



You could create patterns by 'taking your pen for a walk', or work on your letter or number formation. It's more difficult than it looks! Have a look at mine below:



10am: **Play fly swat!** Find your Common Exception Words sheet (from your pack) and choose some words to write on pieces of paper and spread around the floor. Find an object to be your fly swat e.g. a used tinfoil tube. Start a 1-minute timer. Listen to an adult say one of your words and swat the correct one as quickly as you can. How many can you swat in 1 minute? Try again. Can you beat your score?

10:30am: **Make some bird-friendly treats** to entice more birds into your garden. See below for a few ideas:



11:30am: **Build a bird hide** (den) in your house or garden. Make sure it gives you a good view to watch the birds. Be creative! You could use sheets, towels, cushions, duvet, or natural materials in the garden.

12pm **Lunch**

1pm: **Get ready to count.** Create your chart for counting the birds and make bird identification posters for your hide. Use a bird spotter book to help if you have one, or the rspb bird identification sheet.


2pm: **Join in the Swaffham Prior School Birdwatch** (see above). Make a tally chart to record which birds you see and how many during the hour.

Robin	1
Blue tit	111
Coal tit	11
Starling	
Blackbird	1

Bird	Tally	Total
Black Headed Gull		10
Blackbird		2
Woodpigeon		6
Blue Tit		4
Robin		1
Magpie		2
Sparrow		3

Bee Class

9am: Create a multiplication poster for either the 6x or the 8x tables (or both!) using the 'wiggles, wobbles and wavys' patterns from the 'Fly Flies' story. Take a look at my example below:



10am: Choose your favourite character from the 'Fly Flies' story to sketch. Pay particular attention to the smaller details of the animal and try adding in some shaded elements. You can choose to add colour or keep it black and white, if preferred.






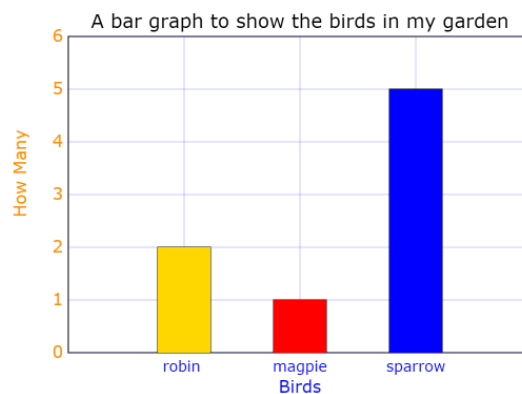
11am: Choose one of the following building activities: Build a bird's nest using natural materials, a bird hide using den building materials such as sheets, duvets, cushions etc. or build a bird-related design using Lego or junk modelling materials.

12pm: Lunch (no screen time, preferably!)

1pm: Music ZOOM with Mrs Andrews:

2pm: Join in the Swaffham Prior School Birdwatch (see above). Use a tally chart and bar graph to record which birds you see and how many:

Bird	Tally
 Robin	
 Magpie	
 Sparrow	



We will share your work from today during Wednesday's zoom meeting.

Butterflies Class

9am: English:

HIGH FLIGHT

*Oh! I have slipped the surly bonds of Earth
And danced the skies on laughter-silvered wings;
Sunward I've climbed, and joined the tumbling mirth
of sun-split clouds, — and done a hundred things
You have not dreamed of — wheeled and soared and swung
High in the sunlit silence. Hov'ring there,
I've chased the shouting wind along, and flung
My eager craft through footless halls of air....*

*Up, up the long, delirious, burning blue
I've topped the wind-swept heights with easy grace.
Where never lark, or even eagle flew —
And, while with silent, lifting mind I've trod
The high untrespassed sanctity of space,
— Put out my hand, and touched the face of God.*




This poem was written by a pilot called John Gillespie Magee during World War Two. It describes flying his Spitfire, leaving the Earth with all its troubles behind, and soaring into the beauty of the clouds and the sky higher than any bird has flown.

Imagine flying a plane OR one of the characters from the Fly Flies story. What would it feel like? Use the poem as a starting point to write your own. See table for things you can include:

The view from the sky and height you are flying	The colour, size and shape of the sky, sun and cloud	The sound and feeling of flying through the air
The movement and manoeuvring of plane/bird	The speed	The freedom/excitement you might experience

10am: Choose your favourite character from the 'Fly Flies' story to sketch. Pay particular attention to the smaller details of the animal and try adding in some shaded elements. You can choose to add colour or keep it black and white, if preferred.



11am: Choose one of the following building activities: Build a bird's nest using natural materials, a bird hide using den building materials such as sheets, duvets, cushions etc., build a bird-related design using Lego or junk modelling materials, build a bird feeder or bath!

12pm: Lunch (no screen time, preferably!)



1pm: MUSIC ZOOM with Mrs Andrews

2pm: Join in the Swaffham Prior School Birdwatch (see above). Use a tally chart and bar graph to record which birds you see and how many. Work out the fractions and percentages of each bird you saw, for example: (to work out percentages divide your numerator by the denominator and multiply by 100)

Robin - $\frac{2}{8} = \frac{1}{4}$ 25%

Magpie - $\frac{1}{8}$ 12.5%

Sparrow - $\frac{5}{8}$ 62.5%

Bird	Tally
Robin 	
Magpie 	
Sparrow 