

	Learning objective	Main teaching	Activity	Resources	Vocabulary
Monday	HOT TASK To write sentences to inform	Write a non-chronological report about Hunstanton, using yesterday's plan. Model writing the introduction using my plan from yesterday and show how to include the features of a non-chronological report as well as features from our Every time we write checklist.	Including the following features: headings, sub-headings, introduction, facts and information in sections, technical language. Also use the 'Every time we write' checklist. Edit and improve in red during writing and at the end.	Every time we write checklist (below)	information facts sentences subheadings
Tuesday	To use neat handwriting	Today, we will best copy our Hunstanton information onto templates, to be displayed and put in topic books. Model using correct letter formation, size and orientation.	Best copy our Hunstanton information onto templates Focus on letter formation, size and orientation. Pictures with captions could also be added to this.	template	letter formation handwriting ascender descender
Wednesday		Reading assessment paper			
Thursday	To plan a sequence of ideas	Look at the photos of science week and discuss the activities, visitors and what we learnt. Model making a recount plan by sequencing the events in order and making notes about each one.	Write notes to form a recount plan, to be used tomorrow. -introduction -a part for each day of last week -detail and opinion about each event	n/a	plan order sequence
Friday	To write a sequence of sentences (Writing assessment)	Model writing a recount of science week, using my notes from yesterday.	Write a recount of science week, which must include: -introduction -events in order -time conjunctions -opinion	Notes/plan from yesterday	recount order opinion

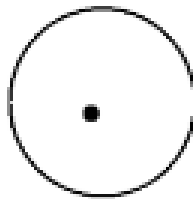
Every time we write:




finger spaces



use phonics for spelling



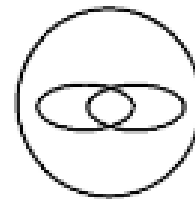
punctuation



capital letters



handwriting



conjunctions



description