

City Skyline

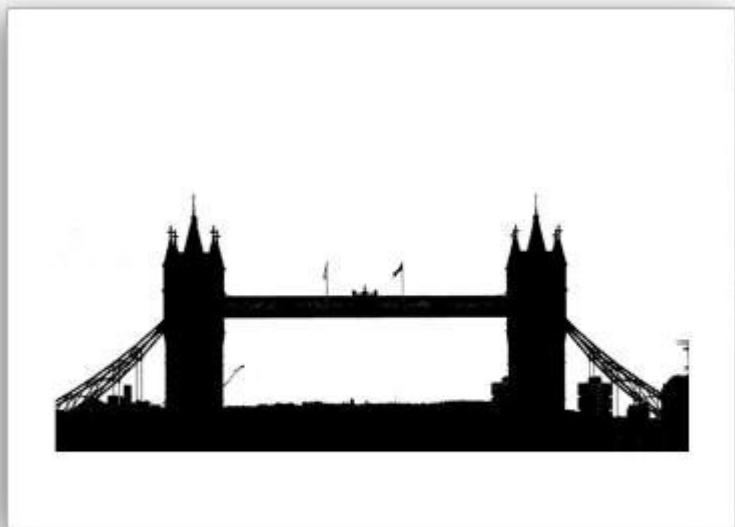









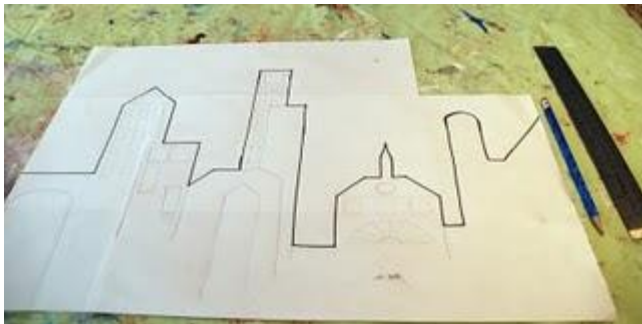









1. Draw a London city skyline using a ruler and a pencil on a piece of black paper. Try to draw a mix of high and low points and use shapes from the London skyline. Use a picture to help you.



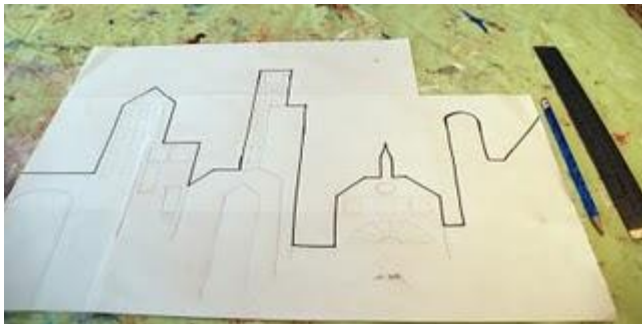
2. Keep the outline simple – it needs to be able to cut from one end to the other.



3. Cut out your skyline and stick it onto white paper.



1. Draw a London city skyline using a ruler and a pencil on a piece of white paper. Try to draw a mix of high and low points and use shapes from the London skyline. Use a picture to help you.



2. Keep the outline simple.



3. Colour in your skyline using a black pen or paint – remember this **MUST** be a **BLOCK** of colour.